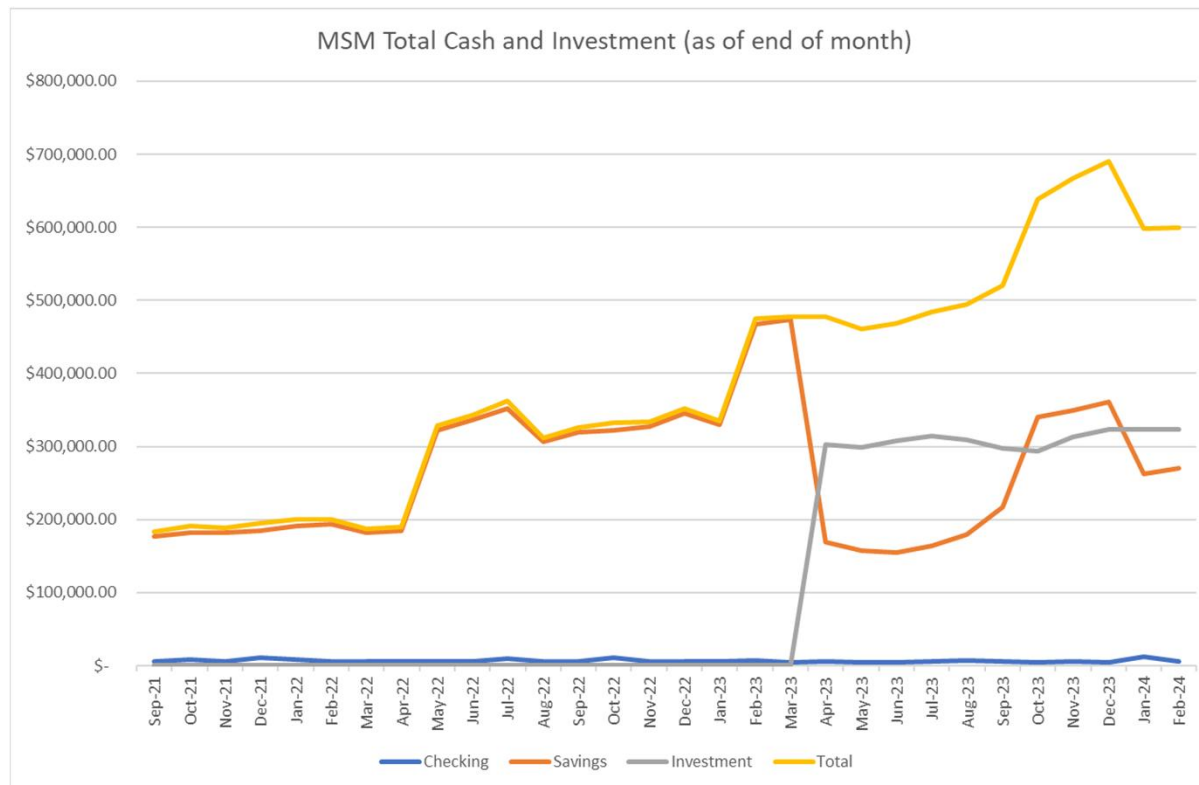

MINNESOTA STREETCAR MUSEUM

FINANCIAL REPORT (AS OF 2/29/2024)



TOTAL CASH AND INVESTMENTS



INVESTMENT PORTFOLIO PERFORMANCE

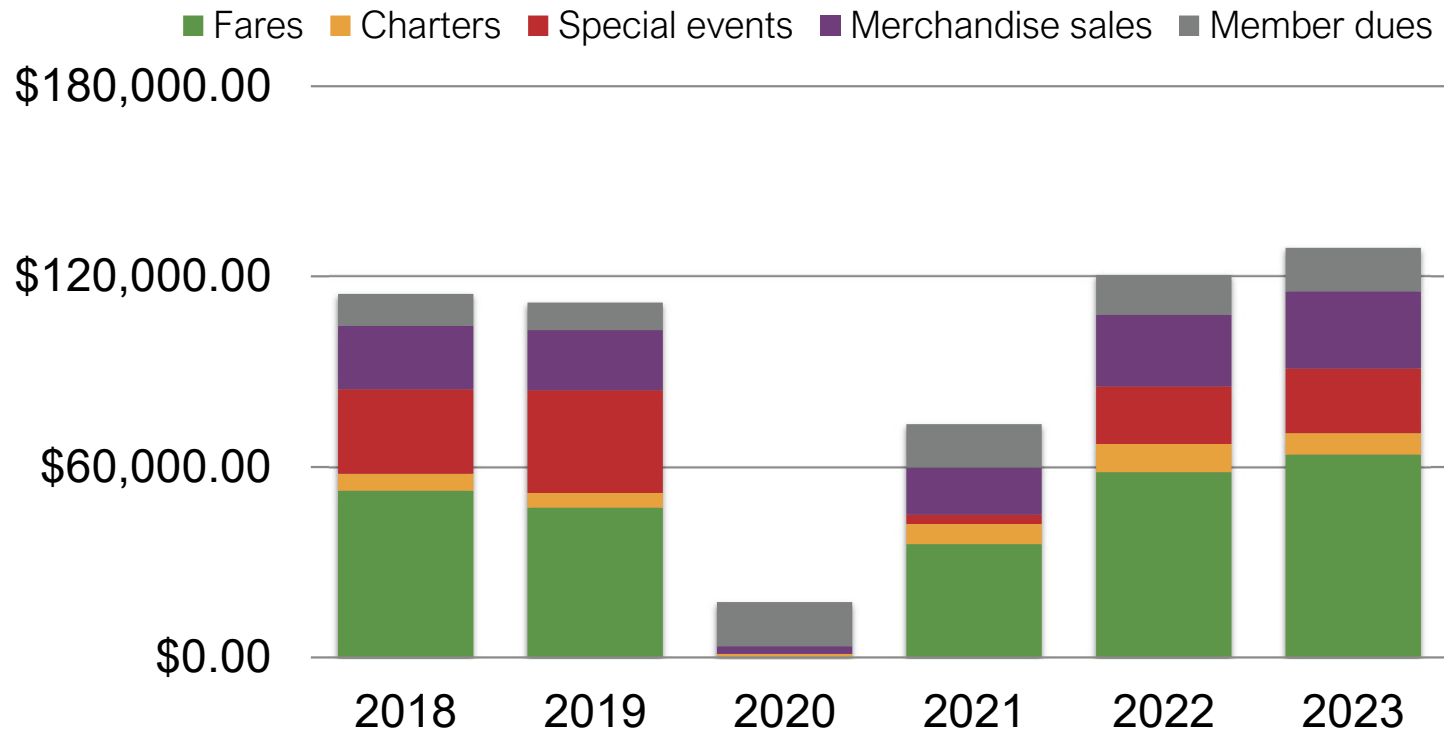
Minnesota Streetcar Museum

Return of 10.4%

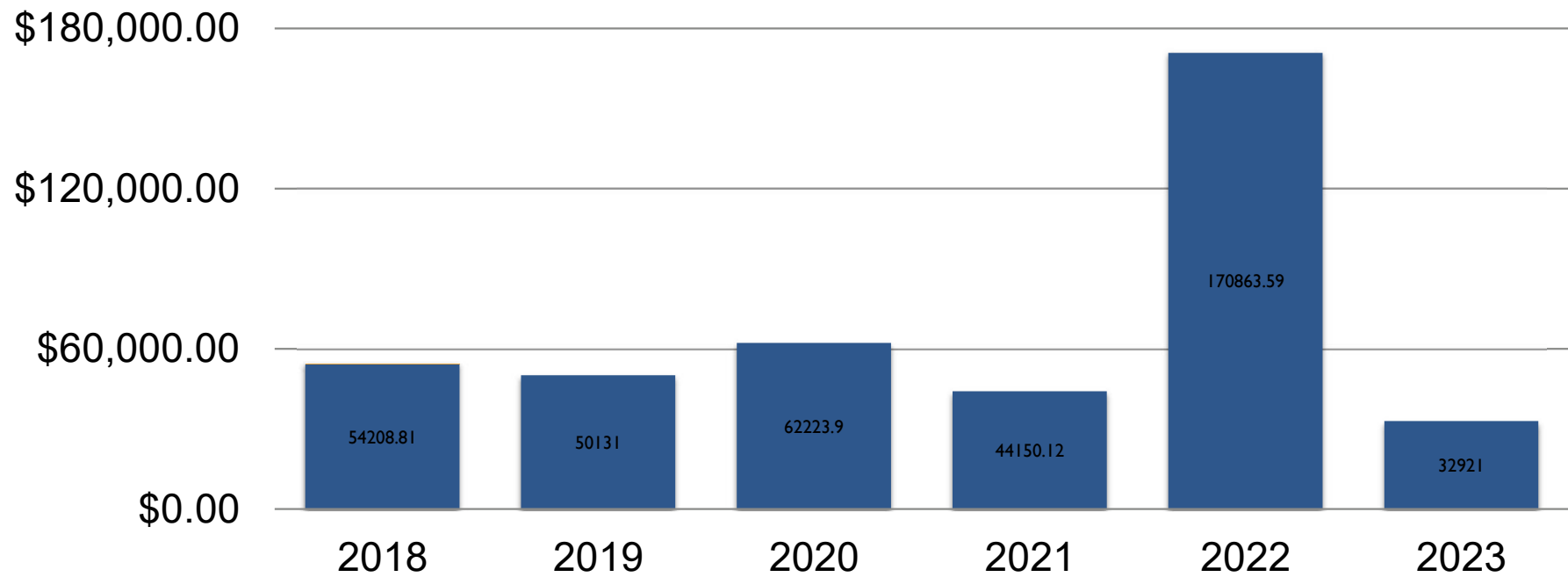
Collapse Chart



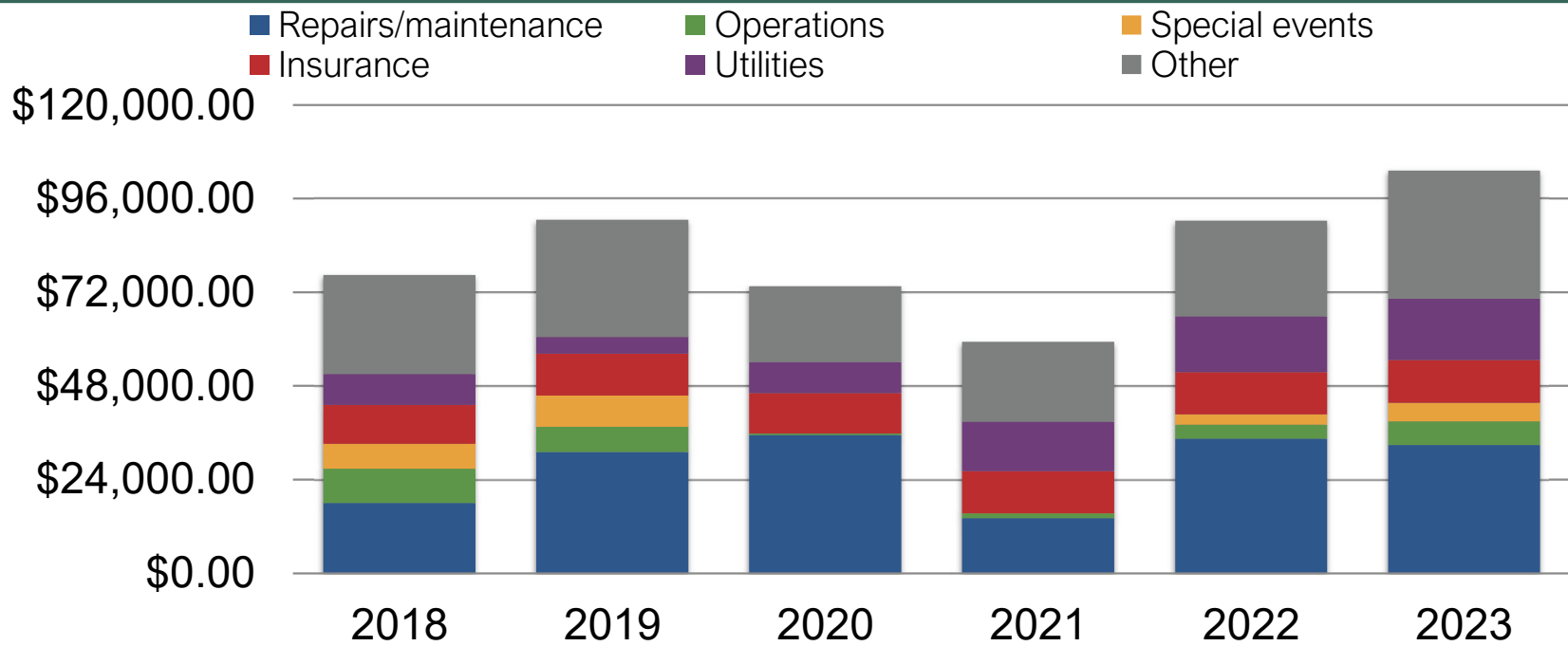
OPERATIONAL INCOME HISTORY



DONATIONS INCOME HISTORY



OPERATIONAL EXPENSES HISTORY



Repairs and Maintenance does not include capital expenditures. The effect of insurance proceeds is not included. "Other" includes: merchandise cost; phone/internet; membership publications; credit card services.

2023 Capital Improvements

<u>Project</u>	<u>Budget</u>	<u>Expended</u>
CHSL fiber connection	\$26,000	\$26,686
No. 10 motors and window shades	\$24,000	\$19,215
No. 1239 truck rebuild	\$85,000	\$3,827
Finish ESL concrete	\$5,700	\$4,263
Totals	\$140,700	\$53,991

2024 Capital Improvements

<u>Project</u>	<u>Budget</u>
Winona #10 Window Shades	\$4,000
1239 Truck Replacement	\$81,173
Repair TCRT 322 Trucks and Electrical	\$10,000
CHSL Platform and Canopy	\$60,000
Tie Replacement and North End Runoff	\$50,000
ESL Car barn Heating System	\$30,000 (complete for \$14k)
Totals	\$235,173

2024 BUDGET

Income		Expenditures	
Contributions	\$28,500	Repairs/Maintenance	\$122,142
Fares	\$56,550	Operations	\$1,500
Charters	\$7,200	Special Events	\$3,350
Special Events	\$23,900	Insurance	\$12,000
Merchandise	\$24,100	Utilities	\$16,938
Dues	\$13,000	Other	\$44,075
Other	\$6,400	Total	\$200,005
Total	\$159,650		

Net Revenue

(\$40,355)